

ELECTRONIC SIDE LOAD LOCK

The YD30M, COBALT-mini, is a motor driven electronic lock designed to secure commercial and residential single acting doors. Its small footprint ensures the Cobalt-mini can be installed in most locations however it still has the ability to pull a door in tightly against a seal and will release instantly when requested, even with excessive load on the door.

Door Alignment

- Door misalignment of up to 8mm is corrected.

Side Load Release

- The door can have in excess of 100kg being applied and it will still release instantly when requested.

High Security

- Automatic deadbolting.
- 10,000N holding force (1,000kg).
- 10mm thick stainless steel bolt pin.

Electronic Convenience

- Input voltage from 12VDC – 24 VDC.
- Less than 50mA standby current.
- Reverse polarity and transient protection.
- Multiple attempts to lock.

Simple Configuration

- Convert from Fail Safe to Fail Secure by repositioning a single jumper.

Dual Monitoring

- Door and bolt position monitors.

Versatile Installation


- Mortice mount horizontally or vertically, on single acting doors.
- Surface mount with the aid of the YD30M accessories, including mounting onto glass.

Physical dimensions

- 160mmL x 30mmW x 51mmD.

Certifications

- EN61000-6-1: 2007.
- EN61000-6-3: 2007 + Amendment 1: 2001.
- FCC Part 15, subparts A and B.
- Patent Pending: PCT/IB2013/053737.



ACCESSORIES & SPECIFICATIONS

Surface mounting a lock and/or strike with the aid of the YD30M accessories offers more flexibility in installation and makes securing glass doors possible. Dress plates are offered to give a 'clean' finish when a housing has been installed onto glass. The housing and dress plate are supplied with self-adhesive tape for instant application to glass doors and frames.

YD30M SPECIFICATIONS

Lock – Field convertible (YNL210H)

160L x 30W x 51D(mm)

Long Strike (YNL213H)

160L x 30W x 14D(mm)

Housing (YNL214J)

163L x 34W x 55D(mm)

Dress Plate (YNL216J)

165L x 0.7W x 58D(mm)

Holding Force

10,000N (1000Kg)

Door Misalignment

Up to 8mm

Side Load Release

Up to 100Kg opening load on door

Voltage at Lock

12 – 24VDC +/-15%

Current Usage

Holding: <50mA@12V, <30mA@24V

Operating: <250mA@12V, <200mA@24V

Initial power up: <1.8A@12V, <0.6A@24V


Monitors Switches

Bolt position: 30VDC,0.1A


Door Position: 100VDC, 0.5A

Endurance

>300,000 cycles @ 0 to 50°C



HOUSING
(YNL214J)



DRESS PLATE
(YNL216J)

LOCKING DIVISION:

BQT Solutions (SEA) Pte Ltd
Mediapolis
71 Ayer Rajah Crescent #03-03
Singapore 139951
Phone: +65 62207970

BQT Solutions (NZ) Ltd
Unit E, 8 Piermark Drive
Albany, Auckland 0632
New Zealand
Phone: +64 94473145

ENQUIRIES:

Australia & Pacific:	E: sales@bqtsolutions.com	P: +61 2 8817 2800
New Zealand:	E: salesnz@bqtsolutions.com	P: +64 9447 3145
EMEA Region:	E: salesuk@bqtsolutions.com	P: +44 17 3773 5071
Americas:	E: salesamerica@bqtsolutions.com	P: +1 443 286 1020
Greater Asia:	E: salesasia@bqtsolutions.com	P: +65 6220 7970

DEALER DETAILS: